

Datasheet: MultiFiber™ Pro

Datasheet: MultiFiber™ Pro

Optical Power Meter and Fiber Test Kits

First MPO tester to support both Singlemode and Multimode MPO fiber testing

Data centers are growing, fueled by the proliferation of media, virtualization and the need for more security and storage. This creates a high demand for 40 Gbps+ fiber links. Whether it is using 10 Gbps pre-terminated fiber trunks or planning for next-generation 40/100 Gbps performance, data centers are standardizing on **Multi-fiber Push-on (MPO) connector** solutions.

Pre-terminated fiber cables are manufactured and tested to comply with ANSI/TIA and international standards. When these cables are installed many factors can potentially impact performance. Field testing is the only way to ensure that pre-terminated fiber is installed to meet the application performance requirements. With single and duplex testers this verification testing is a time-consuming, manual and imprecise process. To ensure installation is done to standards, test with the MultiFiber Pro.

MultiFiber Pro takes the complexity out of testing MPO trunks for loss and polarity. With an on-board MPO connector, it is the first tester to automate the **MPO fiber-trunk testing** process without using a fan-out cord. The power meter/light source boasts industry-first functions such as automatic scanning of all twelve fibers and display of test results in an easy-to-read bar graph. These innovative features allow **MultiFiber Pro** kits to eliminate the complexity of testing MPO trunks, making it 90 percent faster than the traditional simplex test methods.

Supports Singlemode



MultiFiber Pro Power Meter and Light Source feature the following:

- Automatic scanning and testing of all fibers in MPO connectors with “Scan All”
- Support for both Multimode and Singlemode MPO trunks
- Eliminates the need for fan-out cords when testing fiber trunks
- Easy to interpret test results with minimal navigation
 - User interface displays all 12 fibers
- Automate 8, 10 and 12 fiber measurements
- Troubleshoot MPO links and drill down to single fiber test results

MultiFiber Pro Unique Capabilities

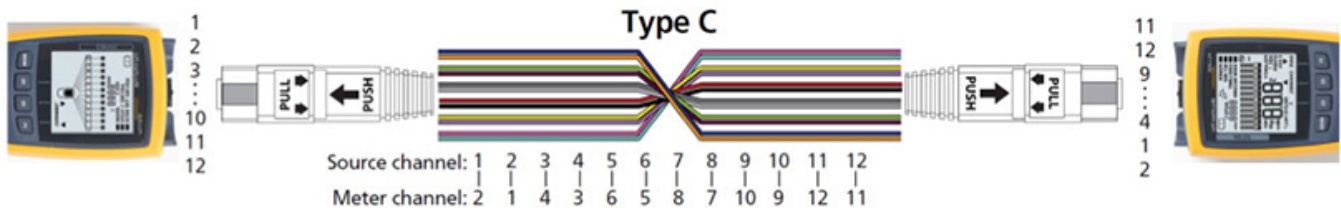
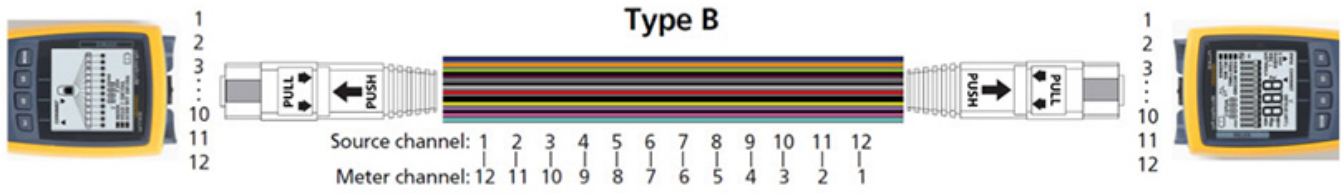
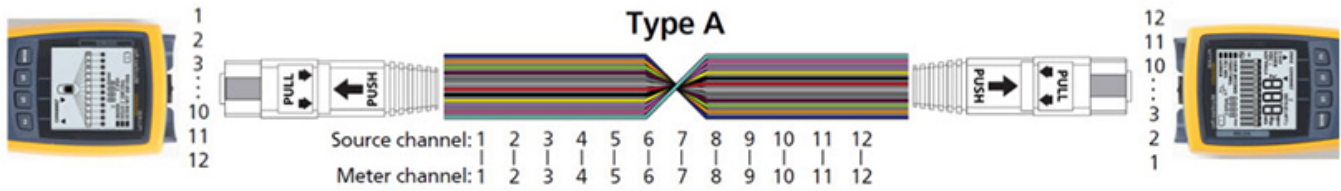
“SCAN ALL” Function

Scan All function in the MultiFiber Pro Power Meter automatically scans and tests all 12 fibers in MPO connectors – taking just 6 seconds to complete all loss or power measurements. This feature automates the testing of MPO terminated fibers and eliminates the time consuming and manual process of moving the tester from fiber to fiber while using fan-out cords.

Built-in Polarity Verification

The simple purpose of any polarity scheme is to provide a continuous connection from the link's transmitter to the link's receiver. For array connectors, TIA-568-C.0 defines three methods to accomplish this. Deployment mistakes are common because these methods require a combination of patch cords with different polarity types. The polarity measurement of MultiFiber Pro allows the user to test individual patch cords, permanent links, and channels for correct polarity.

Trunk/Patch Cord Polarity



Polarity Agnostic Referencing

MPO deployments have many possible polarities: A, B, C, and Universal. MultiFiber Pro utilizes the concept of polarity agnostic referencing to simplify the referencing step. This powerful feature allows the user to reference with any polarity of patch cord. Then, using those same patch cords, the user can test any polarity link. Prior knowledge of the link's polarity is not required.

On-board MPO connector

The MPO connector on both the **Optical Power Meter** and Light Source eliminates the use of costly and complicated fan-out cords to test MPO fiber trunks.

Simple User Interface

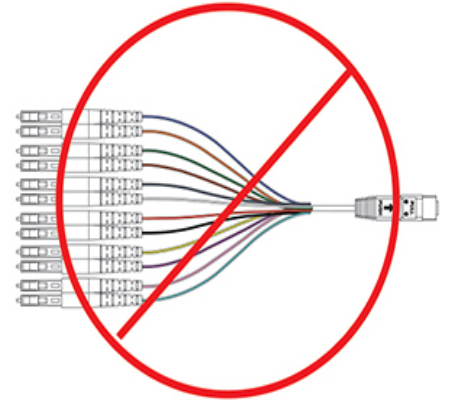
The MultiFiber Pro simplifies the task of simultaneously presenting polarity, power, and loss results for 12 fibers. The power meter enables the users to easily comprehend the measurement results of 12 fibers simultaneously. The light source identifies each fiber within the MPO connector being tested. Any individual measurements that fail the test limit is identified to allow root-cause analysis. This powerful yet straightforward test set enables everyone to become a fiber testing expert increasing efficiency in testing data center projects.

Select an Individual Fiber

Drilling down to a single fiber during testing and troubleshooting is always a challenge in data centers. MultiFiber Pro can troubleshoot a single fiber within an MPO trunk to provide a single fiber test result. This increases MPO connector verification and troubleshooting flexibility with more precise, per-fiber data and reporting.

Easy Reporting

The MultiFiber Pro Power Meter stores up to 3,000 test results internally which can be uploaded to a PC using the **LinkWare™ Cable Test Management Software**. LinkWare allows you to manage test results, edit cable ID's, print professional reports and even export the data into spreadsheet formats.



Kits for Every Need

MultiFiber Pro is available in several convenient [kit configurations](#) to meet all your cleaning, inspection and verification testing needs. Some kits include:

FI-7000 FiberInspector Pro with MPO tip and cleaning supplies

The FI-7000 is the ultimate inspection tool. It enables you to quickly inspect and certify fiber end-faces inside ports or patch cords. It's 2-second automated PASS/FAIL eliminates human subjectivity and enables anyone to become a fiber inspection expert.

- Automated Pass/Fail acceptance testing of fiber end-faces
- Large touchscreen for pinch and zoom
- Graphical indication of problem areas due to contamination, pits, chips, and scratches
- Certify to industry standards – IEC 61300-3-35
- Eliminate human subjectivity from end-face measurements
- Includes MPO tip for inspection probe and MPO cleaner

Fiber Cleaning – Quick Clean™ Cleaners

Cleaning is critical. [Fluke Networks' Quick Clean Cleaners](#) instantly clean fiber optic bulkhead connectors and end-faces. Just push the tool tip to engage cleaning action and pull back on the wheel – it's that simple. The MPO Quick Clean Cleaner is bundled with the MultiFiber Pro kits to ensure that you have the best cleaning tool from the beginning.



General Specifications

Environmental	
Operating temperature	-10° C to +50° C
Storage temperature	-20° C to +50° C
Operating humidity	95% (10° C to +35° C) non-condensing
	75% (35° C to +45° C) non-condensing
	Uncontrolled < 10° C
Operating altitude	12,000 m
Storage altitude	12,000 m
Vibration	Random 2 G, 5 Hz to 500 Hz

Optical Power Meter (Specifications apply at 23° C (73° F), unless otherwise noted.)	
Detector type	InGaAs
Calibrated wavelengths	850 nm, 1300 nm, 1310 nm, 1550 nm
Measurement range	0 dBm to -50 dBm
Test time	6 seconds
Power measurement linearity	±0.1 dB ²
Power measurement uncertainty	±0.35 dB ²
Power measurement repeatability	< 0.10 dB ²
Display resolution, dB or dBm	0.01
Power display units	dBm, mW, μW
User-selectable limit for loss	0.05 dB to 50.0 dB, in increments of 0.05 dB up to 10.0 dB and 0.1 dB up to 50.0dB
Auto wavelength detection	Yes
Polarity detection	Detects A, B, C, and Corning Plug & Play™ Universal Systems polarities
2 kHz detection	Yes
Record storage	3000 records, one fiber per record (250 12-fiber cables)
External interface	USB 2.0, full speed
Optical connector	MPO interface for 12-fiber, unpinned plugs. Compatible with 62.5 μm, 50 μm, and singlemode fibers. Connector has a self-closing, protective cover.
Power requirement	2 AA alkaline batteries
Battery life ³	30 hours (typical)
Automatic power-off	10, 20, 30, or 60 minutes (can be disabled by the user)
Low battery warning	Low battery icon blinks
Size	5.8 in x 3.2 in x 1.6 in (14.7 cm x 8.0 cm x 4.0 cm)
Weight	10.9 oz (309 g)
<ol style="list-style-type: none"> For 850 nm, 0 dBm to -50 dBm. For 1300, 1310, 1550 nm, -5 dBm to -50 dBm For a continuous-wave optical signal. Measured power levels £0 dBm. Backlight on. Battery life depends on the condition and type of batteries used. Fluke Networks recommends alkaline batteries. 23° C, after 10 minutes of warm-up time. 23° C, after 15 minutes of warm-up time. Auto wavelength, SCAN ALL, and backlight on. Battery life depends on the condition and type of batteries used. Fluke Networks recommends alkaline batteries. 	

Sources

	850 nm Source	1310 nm Source	1550 nm Source
Emitter type	LED	Laser	
Wavelength	±30 nm	1310 nm ±20 nm	1550 nm ±20 nm
Spectral width (FWHM)	50 nm (typical)	2 nm typical, 5 nm maximum	
Minimum output power	≥ -24 dBm	≥ -1 dBm	
Power output stability	±0.1 dB over 8 hours 4	±0.25 dB over 8 hours 5	
Laser safety	IEC 60825-1:Class 1		
Encircled flux	Meets TIA 455-526-14B, ISO/IEC 14763-3, and IEC 61280-4-1 for 50/125 μm at the source's optical connector.	NA	
Optical connector	MTP/MPO interface for 12-fiber, unpinned plugs. Compatible with 62.5 μm and 50 μm fibers, non-APC only. Connector has a self-closing, protective cover.	MTP/MPO interface for 12-fiber, unpinned plugs. Compatible with 9 μm fibers, APC only. Connector has a self-closing, protective cover.	
4. 23°C, after 10 minutes of warm-up time. 5. 23°C, after 15 minutes of warm-up time			
Modes	2 kHz modulated, auto wavelength/td>		
Power requirement	2 AA alkaline batteries		
Battery life ⁶	>30 hours (typical)		
Automatic power-off	10, 20, 30, or 60 minutes (can be disabled by the user)		
Low battery warning	Low battery icon blinks		
Size	5.8 in x 3.2 in x 1.6 in (14.7 cm x 8.0 cm x 4.0 cm)		
Weight	11.4 oz (323 g)		



** Do not keep battery at temperatures below -20°C (-4°F) or above 50°C (122°F) for periods longer than one week to maintain battery capacity.*

MultiFiber Pro Ordering Information

Model	Description
MFTK1200	MultiFiber Pro 850 nm Multimode Kit includes MultiFiber Pro Power Meter, 850 nm Light Source, Test Reference Cords, MPO adapters, Magnetic strap attachments, and carrying case.
MFTK-SM1310	MultiFiber Pro 1550 nm Singlemode Kit includes MultiFiber Pro Power Meter, 1550 nm Light Source, Test Reference Cords, MPO adapters, Magnetic strap attachments, and carrying case
MFTK-SM1550	MultiFiber Pro 1550 nm Singlemode Kit includes MultiFiber Pro Power Meter, 1550 nm Light Source, Test Reference Cords, MPO adapters, Magnetic strap attachments and carrying case

Model	Description
MFTK-MM850-SM1310	MultiFiber Pro Multimode & 1310 nm Singlemode Kit includes MultiFiber Pro Power Meter, 850 nm Light Source, 1310 nm Light Source, Test Reference Cords, MPO adapters, Magnetic strap attachments, and carrying case
MFTK-MM850-SM1550	MultiFiber Pro Multimode & 1550 nm Singlemode Kit includes MultiFiber Pro Power Meter, 850 nm Light Source, 1550 nm Light Source, Test Reference Cords, MPO adapters, Magnetic strap attachments, and carrying case
OPFQI-MFP	The complete kit for the Network Technician who needs to test ultra-short fiber links, verify polarity with MPO fiber trunks and inspect data center connection types. This kit includes everything you need—the OptiFiber® Pro OTDR, the MultiFiber™ Pro Loss Length tester and the MPO inspection tip—for troubleshooting multimode and singlemode fiber, field testing multimode MPO components and inspecting MPO ports and end faces on fiber optic connectors.
OPFMI-MFP	The complete kit for the Network Technician who needs to test ultra-short fiber links, verify polarity with MPO fiber trunks and inspect data center connection types. This kit includes everything you need—the OptiFiber® Pro OTDR, the MultiFiber™ Pro Loss Length tester and the MPO inspection tip—for troubleshooting multimode fiber, field testing MPO components and inspecting MPO ports and end-faces on fiber optic connectors

Accessories

Model	Description
MFPOWERMETER	MultiFiber Pro Optical Power Meter
MFMULTIMODESOURCE	MultiFiber Pro Multimode 850 nm LED light source
MF1310SOURCE	MultiFiber Pro SM 1310 nm laser light source
MF1550SOURCE	MultiFiber Pro SM 1550 nm laser light source
TRC-MPO-PP-B	1 m MM TRC, MPO/MPO, Pinned/ Pinned, Type B polarity
TRC-MPO-UP-B	1 m MM TRC, MPO/MPO, Unpinned/ Pinned, Type B polarity
TRC-MPO-UU-B	0.3 m MM TRC, MPO/MPO, Unpinned/ Unpinned, Type B polarity
TRC-SM-MPOAPC-PP-A	1 m SM TRC, MPOAPC/MPOAPC, Pinned/Pinned, Type A polarity
TRC-SM-MPOAPC-UP-A	1 m SM TRC, MPOAPC/MPOAPC, Unpinned/Pinned, Type A polarity
TRC-SM-MPOAPC-UU-A	0.3 m SM TRC, MPOAPC/MPOAPC, Unpinned/Unpinned, Type A polarity
BKC-MPO-ULC	1 m breakout cord for MM MPO Unpinned LC connector
BKC-MPO-USC	1 m breakout cord for MM MPO Unpinned SC connector
SBKC-MPOAPCU-LCAPC	1 m Breakout Cord for SM MPOAPC Unpinned LCAPC Connector
SBKC-MPOAPCU-SCAPC	1 m Breakout Cord for SM MPOAPC Unpinned SCAPC Connector
ADP-MPO-A	Type A polarity MPO adapter for SM APC
ADP-MPO-B	Type B polarity MPO adapter
QuickClean-1.25-5P	Quick Clean Cleaner 1.25 mm Fiber, LC and MU, 5 pack
QuickClean-1.25-1P	Quick Clean Cleaner 1.25 mm Fiber, LC and MU, Single
QuickClean-2.5-5P	Quick Clean Cleaner 2.5 mm Fiber – SC, ST, FC, E2000, 5 pack
QuickClean-2.5-1P	Quick Clean Cleaner 2.5 mm Fiber – SC, ST, FC, E2000, Single
QuickClean-MPO-5P	Quick Clean Cleaner MPO Fiber, 5 pack
QuickClean-MPO-1P	Quick Clean Cleaner MPO Fiber, Single
NFC-KIT-CASE-E	Enhanced Fiber Optic Cleaning Kit – includes (1) Quick Clean Cleaner for 1.25 mm connector, (1) Quick Clean Cleaner for 2.5 mm connector, (1) Quick Clean Cleaner for MPO/MPO® cleaner, a solvent pen, a cleaning cube and a soft case
MS2-MAG-KIT	Magnetic Strap Attachment and spare holster

